



**COMPREHENSIVE
RANGE OF
CONSTRUCTION
CHEMICALS**



THE ULTIMATE CONSTRUCTION CHEMICAL RANGE

We understand that constructing a house takes a lot of effort. The sacrifices, hard work and even life time savings that one puts makes this effort worth admiring. Construction surely is a challenging task, but at least when it comes to maintaining and protecting the house, we can definitely make it effortless with TRUBUILD - The Ultimate Construction Chemical Range.

This world class range is introduced by Astral which is one of the most trusted names in the country for Pipes and Adhesives. Trubuild offers various construction chemicals that make the protection of your building effortless and effective.

Contents

Integral

Trubuild CPS 111	02
------------------	----

Repair & WP Polymers

Trubuild WPL 333	04
Trubuild WSL 334	05
Trubuild BWP 222	06
Trubuild APC 225	07

Crack Filling

Trubuild CFP 425 Paste	09
Trubuild CFP 525 Powder	10

Terrace & Wall Coatings

Trubuild Walltect Topcoat	12
Trubuild Walltect Basecoat	13
Trubuild Rooftect Advanced	14
Trubuild Rooftect PRO	15
Trubuild Primesure Primer	16
Trubuild Primesure Premium	17

Polyurethane

Trubuild TRU-PU	19
-----------------	----

2K Cementitious

Trubuild Aqualock	21
-------------------	----

Tile Grouts

Trubuild Tile Grout	23
Trubuild Epoxy Grout	24

Tile Adhesives

Trubuild TA110	26
Trubuild TA220	27
Trubuild GTA 330	28
Trubuild TA 660	29
Trubuild EFX 666	30

Sealants

Resibond WP 5010	32
Resipro High Strength Hybrid	33
Resipro High Tack Hybrid	34
Resipro Nail Saver	35
Resipro Acrylic Sealant	36

Clearcoats

Trubuild WRP 777	38
Trubuild WTS 888	39

Epoxy Coatings

Trubuild TCSR 555	41
-------------------	----

Grouts

Trubuild Non-Shrink Grout HS	43
------------------------------	----

Others

Trubuild MRA 444	45
Trubuild ILP-651	46
Trubuild WPC 666	47



INTEGRAL

TRUBUILD CPS 111

Integral Waterproofing Compound

TRUBUILD CPS 111 is an integral waterproofing compound specially designed to reduce porosity in cement concrete, mortars & plaster. It does waterproofing and also resists rusting.

Meets the requirement of IS:4031-1988, IS:6925-1973 & IS:2645-2003

FEATURES

1. Reduces porosity of concrete & plasters resistant
2. Resistance to rust formation
3. Reduces rebound loss
4. Increases fluidity of concrete
5. Reduces voids & gaps
6. Chloride-free

APPLICATION AREAS

1. Integral plastering
2. Concreting of slabs and retaining walls, etc.
3. Additive in Brick Bat Coba
4. Making roof slabs, bathrooms, basements, water tanks, terrace gardens, swimming pools, etc.


HOW TO APPLY

Mix the chemical in water as per cement to be used in the mix and then pour it in the concrete mixture or add directly, when 70% water is already added to concrete mixture. Mix the concrete properly and use as per requirement for casting, plaster work, Brick Bat Coba, etc.

Note: Do not add Trubuild CPS-111 directly in dry cement mix.

COVERAGE

200ml per 50kg cement used in concrete mix.



TECHNICAL INFORMATION

PROPERTIES	STANDARD
Physical State	Low Viscous Liquid
Appearance	Transparent
pH	9-13
Specific gravity	1.03-1.05 gm/cc
Color	Wine-Red

SHELF LIFE

24 months in an unopened sealed container.

PACKAGING

200ml | 500ml | 1L | 5L | 10L | 20L | 50L | 200L



REPAIR & WP POLYMERS

TRUBUILD WPL 333

Waterproofing SBR Latex

TRUBUILD WPL 333 is a single-component Styrene Butadiene Rubber (SBR) is water proofing system useful in strengthening of concrete, mortar in repair, waterproofing. It is also a protective coating to rebars and cementitious substrates and is used for waterproofing of toilets, bathrooms, terrace, etc.

Meets the requirement of ASTM C 579, IS:9103-1999 & IS-101 (P-8/S-6):1993

FEATURES

1. Can be easily applied by brush
2. Good waterproofing coating
3. Useful as a bonding agent between old & new concrete surfaces and plaster
4. Excellent as a cement modifier
5. Repair mortars modified by WPL are suitable for repairing RCC beams, columns, slabs & other RCC members

APPLICATION AREAS

1. Waterproofing of terrace, toilets, bathrooms, chajja, masonry walls, sloping RCC, roofs, water tanks & swimming pools, etc.
2. Repairs to RCC members
3. Waterproofing mortars/concrete

HOW TO APPLY

PRIMER AND WATERPROOFING

Remove the loose materials and debris while filling the existing cracks by crack filler paste (CFP 425). Mix WPL 333 with cement as specified, then apply 1st coat horizontally and after drying apply 2nd coat vertically by brush.

REPAIR MORTAR

Can be used as per the standard application.

MIXING RATIO

- Bond Coat: Trubuild WPL 333 + Cement = 1:1 (By volume)
- Waterproofing Coating: Trubuild WPL 333 + Cement in the proportion 1:1.5 (By volume, for waterproofing)
- Repair Mortar: Trubuild WPL 333 + Cement + Sand + Water = 7.5kg: 50kg: 150kg: 10L (For repair).



TECHNICAL INFORMATION

PROPERTIES	RESULTS
Physical State	Low Viscous Liquid
Appearance	Milky White
pH	7 - 9
Total Solid Content	38±1%
WFT*	Min. 500μ / 2 coats
DFT*	Min. 360μ / 2 coats

*Note: Depends upon the porosity of the substrate.

COVERAGE

20 - 22sq.ft/ltr for 2 coats.

SHELF LIFE

24 months if stored in an original sealed pack.

PACKAGING

200ml | 500ml | 1L | 5L | 10L | 20L | 50L

TRUBUILD WSL 334

Waterproofing Super SBR Latex

TRUBUILD WSL 334 is a single-component, ready-to-use, Styrene Butadiene Rubber (SBR) and is a high performance waterproofing system useful in strengthening of concrete, mortar in repair, waterproofing. It is also a protective coating to rebars and cementitious substrates and is used for waterproofing of toilets, bathrooms, terrace, etc.

Meets the requirement of IS:101 (P-8/S-6):1993, ASTM-C579, IS:9103-1999

FEATURES

1. Very good waterproofing coating
2. Useful as a bonding agent between old & new concrete surface and plaster
3. Excellent as a cement modifier
4. Repair mortar modified by WSL suitable for repairing of RCC beams, columns, slab & other RCC members
5. Prevents salt penetration into concrete
6. Non-toxic & good water resistance

APPLICATION AREAS

1. Waterproofing of terrace, toilets, chajja, masonry walls, sloping RCC, roofs, water tanks & swimming pools, etc.
2. Waterproofing of basement, podiums & underground RCC water tanks
3. Repair RCC members
4. Waterproofing mortars/concrete

HOW TO APPLY

Remove the loose materials, debris and fill the existing crack by making mortar with WPL Super 334. Mix WPL Super 334 with cement as specified and then apply 1st coat horizontally. After drying, apply 2nd coat vertically by brush.

Repair mortar – Use as per standard application

MIXING RATIO

- Bondcoat : Trubuild WSL 334 + Water + Cement = 1:4:7 (By volume)
- Waterproofing Coating: Trubuild WSL 334 + Water + Cement = 1:4:7 (Waterproofing slurry) (By volume)
- Repair Mortar: Trubuild WSL 334 + Water + Cement + Sand = 5L: 15L: 50kg: 150kg



TECHNICAL INFORMATION

PROPERTIES	RESULTS
Physical State	Low Viscous Liquid
Appearance	Milky White
pH	7 - 9
Total Solid Content	43±1%
WFT*	Min. 50μ / 2 coats
DFT*	Approx. 10μ / 2 coats

*Note: Depends upon the porosity of the substrate.

COVERAGE

80-90sq.ft/ltr for 2 coats.

SHELF LIFE

24 months if stored in an original sealed pack.
(Store Temp 2°C- 40°C)

PACKAGING

200ml | 500ml | 1L | 5L | 10L | 20L

TRUBUILD BWP 222

Binder & Waterproof

TRUBUILD BWP 222 is an acrylic co-polymer emulsion is developed to improve the properties of cementitious composition. When it is combined with ordinary Portland cement, it enhances properties such as bonding (adhesion), flexural compression and impact strength.

Meets the requirement of IS:9103-1999, IS:101 (P-8/S-6):1993 ASTM-C579

FEATURES

1. Hard, tough and abrasion resistant coating
2. Bonds strong to RCC surfaces
3. Useful as a bonding agent between old & new concrete surfaces
4. Excellent as a cement modifier
5. Does not emit toxic gases
6. Exterior coating with emulsion

APPLICATION AREAS

1. Waterproofing of terrace, toilets sinks, chajja, masonry walls, sloping RCC, roofs, water tanks & swimming pools, etc.
2. Waterproofing of basement, podiums & underground RCC water tanks
3. Repairs RCC members, garage, industrial flooring, sewers, tunnels, sidewalls, retaining wall
4. Bonding old concrete to new
5. Protection of concrete against corrosion and efflorescence

HOW TO APPLY


Remove the loose materials, debris and fill the existing cracks with crack filler paste (CFP 425). Mix the BWP with cement as specified, then apply 1st coat horizontally, after drying apply 2nd coat vertically.

REPAIR MORTAR

Use as per standard applications.

MIXING RATIO

- Bondcoat: Trubuild BWP 222 + Cement = 1:1 (By volume)
- Waterproofing Coating: Trubuild BWP 222 + Cement = 1:1.5 (By volume) (Waterproofing slurry)
- Repair Mortar: Trubuild BWP 222 + Water + Cement + Sand = 5kg: 15L: 50kg: 150kg



TECHNICAL INFORMATION

PROPERTIES	RESULTS
Physical State	Low Viscous Liquid
pH	7 - 8
Total Solid Content	38±1%
WFT*	Min. 500μ / 2 coats
DFT*	Min. 360μ / 2 coats

*Note: Depends upon the porosity of the substrate.

COVERAGE

20-22sq.ft/ltr for 2 coats.

SHELF LIFE

24 months if stored in an original sealed pack. (Store Temp 2°C- 40°C)

PACKAGING

200ml | 500ml | 1L | 5L | 20L

TRUBUILD APC 225

Acrylic Polymer Coating

TRUBUILD APC 225 (Acrylic Polymer Coating) is an acrylic polymer-based coating which is either in conjugation with cement or solely used for waterproofing of concrete and masonry surfaces.

It complies ASTM-D4541, ASTM-C190 & ASTM-C109

FEATURES

1. Economical
2. Can be used in both horizontal & vertical surfaces
3. Excellent adhesion on various substrates
4. Reduces & prevents salt attack

APPLICATION AREAS

1. Trubuild APC 225 is used as protective coating for concrete structures like sunken portion, toilets, balcony, basement, chajjas, terrace, concrete repairs and water retaining structures, general concrete repairs.
2. Protection of concrete against corrosion, salt attack, etc.

HOW TO APPLY

Surface should be completely soaked with water and under SSD condition. Then make a slurry of 1:2 ratio of Trubuild APC 225 and cement by weight and apply 1st coat on concrete surface. Apply woven glass fibre cloth evenly on the wet coating before it dries out on larger areas. Using a nylon brush, apply one coat of Trubuild APC 225 coating over the glass fabric to cover it. Allow it to dry for 5-6 hours before applying another coat of Trubuild APC 225. Protect this coating with protective plaster to avoid mechanical damage.

MIXING RATIO

- Trubuild APC 225: cement = 1:2 (by weight) for waterproofing
- 10-15% by weight of cement as a dose for Render & Mortars



TECHNICAL INFORMATION

PROPERTIES	RESULTS
Physical State	Low Viscous Liquid
Appearance	Opaque
Color	White
pH	7-8
Specific Gravity	1.01-1.03
Compressive Strength	30-40 N/mm ²
*WFT (2 Coats)	Min.300 microns /2 coats
*DFT (2 Coats)	Min.200 microns /2 coats
*Note - It depends upon the porosity of the substrate.	

COVERAGE

*25-30 sq.ft/ltr/2 coats

SHELF LIFE

24 months

PACKAGING

10L | 20L | 50L



CRACK FILLING

TRUBUILD CFP 425

Crack Filler Paste

TRUBUILD CFP 425 Filler Paste is ready to use and is composed of high quality weather durable acrylic emulsion polymer, properly selected graded fillers, light fast pigment & additives for filling the cracks.

It complies ASTM-C157, ASTM-D4541, ASTM-D1475 & ASTM-C679

FEATURES

1. Ready to use material
2. Resilience to expansion and contraction of crack
3. It has excellent bonding
4. Can fill cracks up to 5 mm easily
5. Water resistance
6. Good durability
7. Good UV resistance

APPLICATION AREAS

1. Ideal for crack filling for plaster surface and RCC (Surface preparation for waterproofing)
Note: It should not be used for strengthening purpose.
2. Internal & external crack filling of masonry
3. Can be used in vertical & horizontal surface
4. Can be used for gap filling upto 5 mm

HOW TO APPLY

Remove loose materials & debris, then mix the paste to water in given ratio and apply on surface which act as a bond coat. Fill the crack with the paste while coating is tacky, then leave it to dry.

MIXING RATIO

Paste: water:: 1:1 for bond coat, then filling by paste directly.

TECHNICAL INFORMATION

PROPERTIES	RESULTS
Appearance	Smooth & thick paste
Color	White
Density(gm/cc)	1.62-1.72

COVERAGE

25-30 running meter/kg/@5mm width and 5mm depth.

SHELF LIFE

12 months. (Store Temp 2°C - 40°C)

PACKAGING

1kg



TRUBUILD CFP 525

Crack Filler Powder

TRUBUILD CFP-525 is a cement-based polymer modified powder material for filling cracks in plastered surface. It is composed of cement, selected aggregates, polymer & additives which requires on site addition of water only. Cracks filled with Trubuild CFP-525 enhance the subsequent paintings quality and life.

It complies **ASTM-C679, ASTM-D624, ASTM-D4541 & ASTM-C157**

FEATURES

1. Adhesion - Strong adhesion to common building substrates
2. Easy to use - It is a do it yourself product & requires only onsite addition of water
3. Requires only addition of water on - site at the time of usage
4. As surface leveller before painting it reduces paint consumption and increases the life of the paint making it economical

APPLICATION AREAS

1. To fill static cracks of 3 to 5 mm.
2. To level undulation on unplastered or plastered ceiling's and walls prior to painting.
3. To provide a smooth finish to brick, stone, and concrete

HOW TO APPLY

- a) Ensure the joints edges are neat and sound. Make sure that surface is clean & free from standing water. The surface should be free of loose debris
- b) Contaminations of oil, grease or bitumen should be completely cleaned
- c) In normal conditions Trubuild CFP-525 does not require a primer. However, in critical areas water based acrylic or SBR based primer can be used depending on the severity of surface and application
- d) Mixing ratio of Trubuild CFP-525 to water varies with respect to the area of application
- e) For filling deep holes and cracks-reduce the water quantity to get a thicker pasty consistency.
- f) The final mixed product would be of dough consistency paste.
In case further soft consistency is required, measured quantity of water can be used

TECHNICAL INFORMATION

PROPERTIES	RESULTS
Appearance	Powder
Color	White
Bulk Density(gm/cc)	1.4-1.60

COVERAGE

37.5 running meter per kg (for a depth & width of 5mm)

SHELF LIFE

12 months from the date of manufacturing in a sealed pouch. Store at cool & dry place, away from sun's heat.

PACKAGING

1kg





TERRACE & WALL COATINGS

TRUBUILD WALLTECT TOPCOAT

Elastomeric & Decorative Acrylic
Waterproofing Coating for Exterior Walls



TRUBUILD WALLTECT TOPCOAT is a single component, ready-to-use acrylic based elastomeric coating with inherent crack-bridging ability. It provides a high quality effective waterproofing cum decorative coating for exterior walls. Also, it prevents dampness of external wall subjected to severe weather in coastal environment ideally suitable for coating on all the types of external masonry surfaces, concrete, cement sand renderings, etc.

It complies to ASTM D 412:2016, EN 12390-8:2019, ASTM D4587:11, ASTM D4541:2017, ASTM E 1980-19, EN 12898:2019, EN 673:2011, EN 410:2011, DIN EN 1062-6:2002 & ASTM G21:2015

FEATURES

1. Provides excellent waterproofing.
2. UV resistance.
3. Good breathability.
4. Excellent adhesion to the substrate.
5. Excellent Fungal and Algal Resistance.
6. Excellent Elongation and Good crack bridging capacity.
7. Good SRI value and has insulation properties
8. Provides excellent barrier to Carbonation and Chlorination

APPLICATION AREAS

Over existing building Flat/ Slope roof surface like;

1. Facades
2. External walls
3. Masonry walls
4. Exterior RCC
5. Cement sand rendering

HOW TO APPLY

- a) Surface preparation and filling of cracks with CFP 425 or WPL333/BWP222 as per cracks size.
- b) Use Trubuild Primesure Primer at 50% water dilution on SSD surface as a primer.
- c) After 4-6 hours drying, apply undiluted 1st coat.
- d) After 4-6 hours drying, apply undiluted 2nd coat in 90 degree of first coat.
- e) Allow the system to fully cure for 7 - 10 days.

COVERAGE

32-37 sq.ft/ltr/2 coats

SHELF LIFE

36 Months
(Store temp. 2°C-40°C)

PACKAGING

1 Ltr | 4 Ltr | 20 Ltr



Excellent Weather
Resistance



160% Elongation




1 mm Crack
Bridging



Approx. 60 - 70
micron thick coating
(single Coat)

TRUBUILD WALLTECT BASECOAT

Premium Grade, high-performance acrylic emulsion polymer based waterproof coating.



TRUBUILD WALLTECT BASECOAT is single component, ready-to-use high quality durable exterior emulsion coating with UV durable pigments, fillers and additives with biocides. It is used as a waterproofing & protective coating for exterior walls of buildings.

It complies to ASTM D 412:2016, EN 12390-8:2019, ASTM D4587:11, ASTM D4541:2017, ASTM E 1980-19, EN 12898:2019, EN 673:2011, EN 410:2011, DIN EN 1062-6:2002 & ASTM G21:2015

FEATURES

1. Excellent waterproofing system.
3. Excellent Adhesion to substrate.
4. Good weather resistance
5. Algae and fungal resistance.
6. Good Chloride resistance
7. Good Alkali resistance

APPLICATION AREAS

Over existing building Flat/ Slope roof surface like;

1. Facades
2. External walls
3. Masonry walls
4. Exterior RCC
5. Cement sand rendering

COVERAGE

37-42 sq.ft./ltr

SHELF LIFE

36 Months

HOW TO APPLY

- a) Surface preparation and filling of cracks with CFP 425 or WPL333/BWP222 as per cracks size.
- b) At fresh site, use Primesure primer@2:1 dilution onto the SSD surface. In repainting site, based on the soundness of surface, primer may not be needed.
- c) After 4-6 hours of drying, apply undiluted 1 coat of Walltect basecoat and allow it to dry for 4 – 6 hours.
- d) Apply any semi/acrylic top coat or Walltect Top coat for finishing and allow the system for curing for 2-3 days.

PACKAGING

1 Ltr | 4 Ltr | 20 Ltr



Compatible with any Paint/Coating



150% Elongation



Bond Strength $\geq 2\text{MPa}$



Approx. 120 – 130 micron (single Coat)

TRUBUILD ROOFTECT ADVANCED

PU – Acrylate based
Waterproof Coating



TRUBUILD ROOFTECT ADVANCED is a superior single component PU acrylic-based elastomeric waterproofing membrane with the ability to reflect maximum amount of UV and Infrared rays. The acrylic polymer blended, elastomeric water-based coating acts as an effective waterproofing and insulating system for exposed roof surfaces.

It complies to ASTM D 412:2016, ASTM D 471-16a, EN 1062-7:2004, ASTM D4587:11, ASTM D4541:2017, ASTM E 1980-19, EN 12898:2019, EN 673:2011 & EN 410:2011.

FEATURES

1. Excellent adhesion to surface
2. Excellent water resistance
3. Excellent UV resistance
4. Good breathability
5. Water based hence eco-friendly
6. Excellent Elongation & Crack bridging
7. Good foot trafficability

APPLICATION AREAS

Over existing building Flat/ Slope roof surface like;

1. Brick-Bat Coba finish surface
2. Cement mortar screed
3. China mosaic tile roofs
(*refer TDS/Astral representative)

HOW TO APPLY

- a) Surface preparation and filling of cracks with CFP 425 or WPL333/BWP222 as per cracks size.
- b) Self-priming coat with Trubuild Advanced at 50% dilution on SSD surface.
- c) After 4-6 hours of drying, apply undiluted 1st coat.
- d) After 4-6 hours of drying, apply undiluted 2nd coat in 90 degree of first coat.
- e) Allow the system to fully cure for 7 – 10 days.

COVERAGE

Self-priming coat – 85 – 105 sqft/ltr

Undiluted coat – 22-25 sq.ft/ltr/coat

SHELF LIFE

24 months

PACKAGING

1 Ltr | 4 Ltr | 20 Ltr



Temperature
Reduction Up to 10°C



≥220% Elongation



2 mm Crack
Bridging



Approx. 500
micron

TRUBUILD ROOFTECT PRO

Heavy Duty Fibre-Reinforced Acrylic Waterproof Coating



TRUBUILD ROOFTECT PRO is a single component acrylic-based fiber reinforced elastomeric membrane coating, which when dries forms seamless exceptional waterproofing barrier system for exteriors.

It complies to ASTM D 412:2016, ASTM D 471-16a, EN 1062-7:2004, ASTM D4587:11, ASTM D4541:2017, ASTM E 1980-19, EN 12898:2019, EN 673:2011 & EN 410:2011.

FEATURES

1. Excellent waterproofing system.
3. Good bond strength
4. Good weather resistance
5. Excellent resilience to thermal stress.
6. Reduces temperature up to 10°C.
7. Anti-carbonation properties
8. Good Alkali resistance

APPLICATION AREAS

Over existing building Flat/ Slope roof surface like;

1. Brick-Bat Coba finish surface.
2. Cement mortar screed
3. China mosaic tile roofs
(*refer TDS/Astral representative)

HOW TO APPLY

- a) Surface preparation and filling of cracks with CFP 425 or WPL333/BWP222 as per cracks size.
- b) Apply Self Priming Coat with Trubuild Rooftect PRO at 33% water dilution on SSD surface.
- c) After 4-6 hours of drying, apply undiluted 1st coat.
- d) After 4-6 hours of drying, apply undiluted 2nd coat in 90 degree of first coat.
- e) After 4-6 hours, apply the optional 3rd coat again with 90 degree direction of previous coat.
- f) Allow the system to fully cure for 7 - 10 days.

COVERAGE

Self-priming coat - 85 - 105 sq.ft/ltr

Undiluted coat - 20-21 sq.ft/ltr/coat

Forced coverage of system 10 sq.ft/ltr.

SHELF LIFE

36 months

PACKAGING

1 Ltr | 4 Ltr | 20 Ltr



Up to 10°C
Temperature Reduction



>350% Elongation



2 mm Crack
Bridging



Approx. 600 - 650
micron thick coating
(2 coats)

TRUBUILD PRIMESURE PRIMER

High Quality Water Based Acrylic Primer

TRUBUILD PRIMESURE PRIMER is a single component ready to use water-based primer composed of acrylic emulsion polymer with properly selected fine fillers & additives, which has excellent priming and pores sealing properties and can be used as a primer on interior and exterior wall and floors before applying water base waterproofing membranes and coatings to provide excellent waterproofing system.

It complies to ASTM G 154:2016, SS 500: 2015, ASTM D 412:2016, ASTM D 4541:2017

FEATURES

1. Excellent bonding
2. Excellent Penetration
3. Excellent efflorescence resistance
4. Good weather resistance

APPLICATION AREAS

Priming of plastered walls, asbestos, brick, false ceiling, concrete surface, BBC, etc. For any miscellaneous surface related query contact Technical service team.

HOW TO APPLY

- a) **Surface Preparation:** Remove the loose and unsound materials, oil, dirt, debris from the substrate. Remove all the previous waterproofing coatings if any, by mechanical means to avoid failure of any subsequent upcoming waterproofing coatings. Fill all the existing cracks up to 5 mm by making "V" groove and then fill it with Trubuild CFP 425. For cracks larger than 5 mm use Polymer modified mortar making with Trubuild WPL 333/ Trubuild BWP 222 after making v groove, repair all the patches and joints with Trubuild Non-shrink grout HS and make substrate sound.
- b) **Application:** Before application of Trubuild Primesure Primer on the substrate, it is to be ensured that the surface should be in Saturated Dry Condition(SSD) and use air blower for removal of any dust due to wind(don't use a hot blower). For filling the pores and making suitable surface for further waterproofing, use Trubuild Primesure primer in a diluted form with water in 2:1 chemical to water ratio(50% water dilution), by weight before commencement of any finish coat.

COVERAGE

- 8-10 m²/ltr/coat (50% water dilution by weight)

NOTE-Coverage may vary and will depend upon the porosity & Undulation of the substrate.

SHELF LIFE

36 months (Storage Temp 2°C - 40°C)

PACKAGING

1 Ltr | 4 Ltr | 20 Ltr



TRUBUILD PRIMESURE PREMIUM

High Quality Water Based Acrylic Primer

TRUBUILD PRIMESURE PREMIUM is an excellent water-based primer with good penetration and outstanding bond strength, which can be used on multiple surfaces like concrete, screed, cement sheet, glossed surface like china mosaic, tiles, etc before the application of protective water based top coats.

It complies to SS 500 & ASTM D 4541 .

FEATURES

1. Economical
2. Can be used in both horizontal & vertical surface
3. Excellent adhesion on various substrates
4. Good penetration
5. Reduces the chance of blister formation
6. Enhances the bonding and overall durability of the system

APPLICATION AREAS

Can be used for different substrates like concrete, screed, cement sheet, glossed surface like china mosaic, ceramic tiles and vitrified tiles etc.

HOW TO APPLY

- a) **Surface Preparation:** The surface should be clean and dried before application of Trubuild Primesure Premium. It should be free from dust, unsound material, loose plaster, oil, paint, grease, algae and corrosion deposits. Fill all the cracks up to 5mm by Trubuild CFP 425 and for more than 5mm and above, by making PMM using Trubuild WPL 333/ Trubuild BWP 222.
- b) **Application Methodology:** Mix well after opening the container of Trubuild Primesure Premium before application. Then apply the Trubuild Primesure Premium by brush ensuring covering of all the waterproofing area where subsequent water based top coats will come further. Leave it for 3-5 hours for air curing, then apply water based Top coat.



COVERAGE

*120-150 sqft/ltr/coat.

*Depending upon level and porosity of the substrate.

SHELF LIFE

12 Months, in closed container condition, from the date of manufacturing.

PACKAGING

1 L | 5 L



POLYURETHENE

TRUBUILD TRU-PU

PU Liquid Waterproofing Membrane

TRUBUILD TRU-PU Liquid Waterproofing Membrane (WPM) is a single-component, elastomeric membrane. TRU-PU is a bitumen modified polyurethane dispersion based waterproofing system providing an excellent barrier to building facades from vapour and salts.

It complies **ASTM-D412, ASTM D-2196 & IS:101 (P-1/S-7):1987**

FEATURES

1. Easy to apply
2. High elasticity ensures a permanent flexible barrier over a wide range of temperatures
3. Outstanding resistance to oxidation and fragility
4. Applied to a range of substrates
5. Crack bridging capacity up to 2 mm
6. Good retention capacity

APPLICATION AREAS

1. Waterproofing wet areas, foundations, basements, terraces, retaining walls, inverted roofs, etc.
2. For waterproofing terrace gardens & podiums
3. Repairing of APP membrane laid on terrace

HOW TO APPLY

Remove the loose materials, debris and fill the existing crack by using Trubuild Crack Filler Paste (CFP 425). Take TRU-PU in a pot and mix it well, apply the 1st coat horizontally and after drying, apply the 2nd coat vertically (surface should be completely dry before application). After coating application, screed to be laid down as a protective layer.

MIXING RATIO

For self priming mix 20% water in TRU PU and apply on surface before final undiluted coat commencement.

TECHNICAL INFORMATION

PROPERTIES	STANDARD
Physical State	Viscous Liquid
Appearance	Bluish Black
Density	1.1 gm/cc
Total Solid Content (%)	42±1
Curing Time	7 days
Elongation (%)	600%
WFT*	Min. 1000µ / 2 coats
DFT*	Min. 500µ / 2 coats

*Note: Depends upon the porosity of the substrate.

COVERAGE

1.1kg/m² at 1mm WFT. Coverage rate will vary with substrate condition and profile.

SHELF LIFE

12 months if stored in original sealed pack.
(Store Temp 10°C - 40°C)

PACKAGING

1L | 20L





2K CEMENTITIOUS

TRUBUILD AQUALOCK

Two Part Acrylic Cementitious Waterproof Coating

TRUBUILD AQUALOCK is two-component, polymer- modified, flexible cementitious waterproofing membrane coating specially formulated for concrete and masonry surface. When the dry part is mixed with acrylic-modified emulsion and applied, it becomes a tough, flexible and seamless waterproof membrane and acts as an excellent water barrier to concrete and masonry surface.

ASTM D 4541, ASTM D-638, EN 12390 & USFDA-175.300

FEATURES

1. Excellent waterproofing system
2. Can exhibit positive & negative Hydraulic water pressure up to 7 Bar and 3 Bar respectively
3. Non-toxic
4. Can be applied on damp surface
5. Flexible
6. Food Grade-CFTRI CERTIFIED
7. Crack bridging capacity of 1mm
8. Free from VOC

APPLICATION AREAS

1. Waterproofing of basement retaining wall, bathroom, terrace, toilets, chajja, masonry walls, lift pit
2. Waterproofing of sloppy roofs, water tanks & swimming pools, etc.

HOW TO APPLY

Remove oil and loose materials like debris from the surface and make it dust free and fill the existing crack by Trubuild CFP425 or mortar making with Trubuild WPL333. Then discharge Part B Aqualock powder into Part A Aqualock liquid as specified, then apply 1st coat horizontally, after drying apply 2nd coat vertically by brush.

MIXING RATIO

- Trubuild Aqualock Powder + Trubuild Aqualock Liquid= 2:1 (By Weight)

TECHNICAL INFORMATION

PROPERTIES	RESULTS
Appearance	Opaque
Tensile strength	0.4 MPa
Surface adhesion	Min. 1MPa
Elongation	≥60%
WFT*	Min. 1000μ / 2 coats
DFT*	Min. 800μ / 2 coats

*Note: Depends upon the porosity of the substrate.

COVERAGE

1.65-1.75 kg/m²/2 coats

SHELF LIFE

12 months if stored in a dry and cool place
(Store Temp 2°C - 40°C)

PACKAGING

3kg | 15kg





TILE GROUTS

TRUBUILD TILE GROUT

Cementitious Tile Grout

TRUBUILD TILE GROUT is a polymeric cementitious tile grout which is specially designed to create non-shrink waterproof tile joint

FEATURES

1. Ready-to-use only water needs to be added
2. It is available in different colours
3. It can be used for both interior & exterior areas
4. It gives UV resistant grouting
5. Good strength

APPLICATION AREAS

1. Can be used in ceramic tiles, marbles & natural stones, etc.
2. Can be used in bathroom, toilets, kitchen, podium & swimming pool etc.

HOW TO APPLY

Remove the loose materials, debris, dust and previous chemical treatment if any, then mix powder & water properly as per above ratio in a clean & dry pot. After pre-grouting of joints, apply it on the joints and let it dry.

MIXING RATIO

Powder + water: 2.5:1 by volume

TECHNICAL INFORMATION

PROPERTIES	RESULTS
Physical state	Powder
Trafficable time	24hrs
Colour	Different shades available

COVERAGE


210-215 Rft per kg @ 3mm x 3mm

SHELF LIFE

12 months in a sealed bag when kept away from moisture.

PACKAGING

500gm, 1kg (Both box & pouch packing)



TRUBUILD STAIN FREE EPOXY TILE GROUT

Epoxy Tile Grout

TRUBUILD TILE GROUT is a three-component prepacked epoxy grout which is specially designed for grouting of ceramic tiles, vitrified tiles and stone where staining is expected. It provides a stain free, chemical resistant, hard wearing tile joints.

FEATURES

1. Stain free & easily cleaned.
2. Easy to install and clean.
3. Resists bacterial growth.
4. Resistant to mild chemicals & acids.
5. Non-cracking or powdering.
6. Water cleanable when fresh.
7. Available in a range of attractive colours.

APPLICATION AREAS

1. Bathrooms, kitchens, toilets, podiums etc.
2. Pharmaceutical industry, hospitals & labs etc.
3. Commercial & residential buildings

HOW TO APPLY

Remove the loose materials, debris, dust and previous chemical treatment in groove if any, then mix resin & hardener into the powder to obtain a paste. After pre-grouting of joints, apply it on the joints and let it dry.

MIXING RATIO

Part A: Part B: Part C=100:40:417 by weight

TECHNICAL INFORMATION

PROPERTIES	RESULTS
Appearance	Transparent
Physical State	Low Viscous Liquid
Colour	Light Brown
Curing time	14 days@ 30

COVERAGE

220-230 Rft per kg @ 3mm x 3mm

SHELF LIFE

24 months from the date of manufacturing in on original sealed pack

PACKAGING

1kg | 5kg set





TILE ADHESIVES

TRUBUILD TA 110

Tile Adhesive
Grey

TRUBUILD TA-110 TILE ADHESIVE GREY is a ready-to-use polymer modified grey tile adhesive for fixing tiles on the floor in the interiors.

Meets standard IS 15477 Type 1 adhesive

FEATURES

1. Requires only mixing of water onsite
2. Can be used in internal spaces
3. Excellent adhesion and slip resistance
4. Quick curing floor can be used after 24 hrs
5. Good packing
6. Easy in handling

APPLICATION AREAS

1. It can be used for interior floor

HOW TO APPLY

Roughen the back side of tiles with epoxy adhesive and small mesh granules. On drying, apply adhesive to surface through trowel with proper notch size, as per undulation of tiles and substrate, so that it covers the whole tile surface. Then, press it with a little twist and leave it to dry.

Note: The surface should be cured fully prior to application of adhesive.

MIXING RATIO

3:1 (Powder: Water) by volume

Note: Always mix powder to water with low RPM mixture machine for better mixing.

TECHNICAL INFORMATION

PROPERTIES	RESULTS
Appearance	Grey
Compressive strength	13 N/mm ² @ 28 days
Shear strength	9.61 KN
Flexural strength	3 N/mm ²
Curing time	14 days
Open time	10-15 min

COVERAGE

30-35sqft/20kg bag @5mm thickness.

SHELF LIFE

12 months in a sealed bag when kept away from moisture.

PACKAGING

20kg Bag



TRUBUILD TA 220

Wall & Floor Tile Adhesive

TRUBUILD TA-220 WALL & FLOOR TILE ADHESIVE is a ready-to-use polymer modified grey tile adhesive for fixing tiles on the floor and walls in the interior.

Meets standard IS 15477 Type 1 adhesive

FEATURES

1. Requires only mixing of water onsite
2. Has excellent adhesion and slip resistance
3. Good initial strength
4. Good packing
5. Easy in handling

APPLICATION AREAS

1. It can be used for interior floor and wall

HOW TO APPLY

Rough the back surface of tiles through epoxy adhesive and small mesh granules. On drying, apply adhesive to surface through trowel with proper notch size, as per undulation of tiles and substrate, so that it covers the whole tile surface. Then, press it with a little twist and leave it to dry.

Note- The surface should be cured fully prior to application of adhesive.

MIXING RATIO

3:1 (Powder: Water) by volume

Note: Always mix powder to water, with low RPM mixture machine for better mixing

TECHNICAL INFORMATION

PROPERTIES	RESULTS
Appearance	Grey
Compressive strength	12-13 N/mm ² @28 days
Shear strength	9-10 KN
Flexural strength	3 N/mm ²
Curing time	14 days@ 30
Open time	10-15 min

COVERAGE

30-35sqft/20kg bag @5mm thickness.

SHELF LIFE

12 months in a sealed bag when kept away from moisture.

PACKAGING

20kg Bag



TRUBUILD WTA 330

White
Tile Adhesive

TRUBUILD WTA-330 WHITE TILE ADHESIVE is a ready-to-use polymer modified white tile adhesive for fixing the mosaic tiles, stones etc.

Meets standard IS 15477 Type 2

FEATURES

1. Requires only mixing of water onsite.
2. Has excellent adhesion and slip resistance.
3. Good initial strength
4. Good packing
5. Easy in handling

APPLICATION AREAS

1. It can be used for both the interior and exterior floor and wall

HOW TO APPLY

Rough the back surface of tiles through epoxy adhesive and small mesh granules, after drying apply adhesive to surface through trowel with proper notch size, as per undulation of tiles and substrate, so that it covers the whole tile surface, then press it with a little twist and leave it to dry.

Note: The surface should be cured fully prior to application of adhesive.

MIXING RATIO

3:1 (Powder: Water) by volume

Note: Always mix powder to water, with low RPM mixture machine for better mixing.



TECHNICAL INFORMATION

PROPERTIES	RESULTS
Appearance	White
Compressive strength	11 N/mm ² @ 28 days
Shear strength	13 KN
Flexural strength	3.3 N/mm ²
Curing time	14 days @ 30
Open time	10-15 min

COVERAGE

30-35sqft /20kg bag @5mm thickness.

SHELF LIFE

12 months in a sealed bag when kept away from moisture.

PACKAGING

20kg Bag

TRUBUILD TA 660

High Performance Grey Tile Adhesive

TRUBUILD TA-660 HIGH PERFORMANCE GREY TILE ADHESIVE is a ready-to-use polymer modified grey tile adhesive for higher strength, for fixing tiles on tile, floor & walls in interiors as well as exteriors for medium format tile.

Meets standard IS 15477 Type 2

FEATURES

1. Requires only mixing of water onsite
2. Has excellent adhesion and slip resistance
3. Good initial strength
4. Good packing
5. Easy in handling

APPLICATION AREAS

1. It can be used for both interior and exterior floor and wall both.

HOW TO APPLY

Rough the back surface of tiles through epoxy adhesive and small mesh granules. On drying, apply adhesive to surface through trowel with proper notch size, as per undulation of tiles and substrate, so that it covers the whole tile surface. Then, press it with a little twist and leave it to dry.

Note: The surface should be cured fully prior to application of adhesive.

MIXING RATIO

3:1 (Powder: Water) by volume

Note: Always mix powder to water, with low RPM mixture machine for better mixing

TECHNICAL INFORMATION

PROPERTIES	RESULTS
Appearance	Grey
Compressive strength	9-11 N/mm ² @ 28 days
Shear strength	12-15 KN
Flexural strength	3.5 N/mm ²
Curing time	14 days @ 30
Open time	10-15 min

COVERAGE

30-35sqft/20kg bag @5mm thickness.

SHELF LIFE

12 months in a sealed bag when kept away from moisture.

PACKAGING

20kg Bag



TRUBUILD EFX 666

Two Part Epoxy Tile Adhesive

TRUBUILD EFX 666 is two component, user friendly epoxy based solvent free elastic organic mineral adhesive for high-performance and high adhesion laying with no vertical slip and can easily accommodate deformation due to thermal shocks.

It Complies to EN 12004:2017 "R2TE", "Type-5" TS2 as per IS 15477:2019 and USFDA :175:300.

FEATURES

1. Ideal for marble and natural stone, porcelain tiles, ceramics, large formats and natural stones
2. For internal and external use-floors and walls
3. Open time is around 1 hour, easy to spread & lightweight
4. Non-sag and stain free
5. Food grade – CFTRI CERTIFIED

APPLICATION AREAS

1. Suitable for porcelain tiles, ceramic tiles, low thickness slabs, glass and ceramic mosaic, natural stone, marble, granite and recomposed materials.

HOW TO APPLY

- a) Clean surface - dust, loose particle, grease etc.
- b) Pour Part B into Part A
- c) Use drill machine to mix
- d) Spread adhesive with suitable notch trowel
- e) While applying tile, ensure the back surface is fully covered with adhesive
- f) Remove excess adhesive
- g) Allow 24 hours to cure before foot traffic

MIXING RATIO

4:1: Part-A(Resin): Part-B(Hardener) pbw

TECHNICAL INFORMATION

PROPERTIES	RESULTS
Appearance	Opaque-white paste
Vertical slip	≤0.5 mm
Grouting	Min. 12hr on wall and 24 hr on floor
Interval before normal use	Min. 3days
Tensile Adhesion to concrete	≥2.5 N/mm ²
Deformability	≥5 mm

COVERAGE

Approx. 2-4kg/m² in 2 mm to 4 mm bed thickness.

NOTE- Ensure entire tile coverage of chemical and consumption may vary as per texture, porosity, level and undulation of substrate

SHELF LIFE

24 months from the date of manufacturing, Store in a cool & dry place in temperature +10 °C to +35 °C in an unopened condition in its original packing and keep away from direct sunlight/Rain.

PACKAGING

4kg Pack





SEALANTS

RESIBOND WP-5010

Weather Sealant

RESIBOND WP-5010 is a high-quality, elastic, single-component silicone sealant. It is a trusted weather-proofing silicone sealant for various construction joints like expansion, precast concrete, etc.

FEATURES

1. Weatherproof silicone sealant
2. Excellent adhesion to metal, glass, ceramics and plastics
3. High adhesive strength on most substrates
4. Permanent elasticity after cure
5. UV resistance

APPLICATION AREAS

1. For glass to ACP sheet sealing in the building exteriors

HOW TO APPLY

- a) Surfaces must be clean, dry & free from grease and detergents.
- b) Mask adjacent surfaces for neat application.
- c) Cut tip of cartridge, cut nozzle to desired size at 45° angle, attach to cartridge, and place in a caulking gun.
- d) Apply sealant in a continuous, steady flow. Push sealant ahead of nozzle contacting both sides of joint so it is completely filled.
- e) Smoothen the sealant surface immediately after application before skin forms. Use spatula dipped in mild detergent. Remove masking tape before sealant skins.
- f) Excess uncured sealant should be removed immediately with clean cloth dampened in mineral turpentine.

TECHNICAL INFORMATION

PROPERTIES	STANDARD
Density	1.35-1.50 gm/cc
Elongation (%)	300-500
Depth curing	1.0 - 1.2 mm/day

SHELF LIFE

12 months in unopened packaging in a dry and cool storage place, at temperatures between +5°C and +25°C.

PACKAGING

Plastic cartridge: 300 ml cartridge & 600 ml sausage



RESIPRO HIGH STRENGTH HYBRID SEALANT

Elastic Single Component Joint Sealant
Based on MS-polymer

RESIPRO HIGH STRENGTH HYBRID SEALANT is a single component innovative, new generation hybrid joint sealant based on MS-polymer. It is a fusion of silicone and polyurethane technologies. It bonds well to a range of materials and reacts with atmospheric moisture to form tough and durable elastic seal.

It complies ASTM C 719:2014 Class 50/100 & ASTM D 412, ASTM C 510:2016, ASTM C 1246:2017, ASTM C 794:2018

FEATURES

1. Adheres to most of the building material like metal, glass, plastics & ceramics, etc.
2. High performance mechanical properties
3. Can be painted
4. Free from Isocyanates & Solvents
5. Good weather and UV resistance
6. High strength
7. Exhibits good vibration
8. Good elongation properties

APPLICATION AREAS

1. It can be used in large groove filing
2. Good Adhesion to metal, glass, ceramic & plastics
3. Used in frames, caravans, etc.
4. Can be used in exterior

HOW TO APPLY

Clean the surface from dust, debris and other unwanted materials, then mask adjacent surfaces with protective tape for neat finish, then cut the nozzles at 45° angle and apply through standard sealant gun to the surface and then let it dry.

TECHNICAL INFORMATION

PROPERTIES	STANDARD
Density	1.4-1.5 gm/cc
Elongation (%)	Min. 300
Depth curing	1:30-2:30/hr/mm
Tensile strength	Min. 2MPa
Elongation	>500%

COVERAGE

90 Rft @ 5mmx5mm per kg, depends upon the size of groove and surface area taken.

(sample can be done for closer measurement)

SHELF LIFE

12 months. (Store Temp 2°C - 40°C)

PACKAGING

290ml Plastic Cartridge



RESIPRO HIGH TACK HYBRID

Single Component Hybrid Sealant with a High Initial Tack

RESIPRO HIGH TACK HYBRID SEALANT is a superior quality, single component hybrid sealant with a high initial tack. It has quick build-up of end strength and high shear strength after full cure. It is fast curing, paintable, weather resistant, isocyanate, solvent and acid free

It complies ASTM C 794:2018, ASTM C 1246:2017 & ATM C 510:2016

FEATURES

1. High green strength
2. High stiffness & very high bond strength
3. Quick grab, Paintable
4. Excellent weather resistance

APPLICATION AREAS

It is suitable for almost every structural elastic bonding in building and metal working industry. It can be applied for structural bonding application in construction (wall and floor panels, wood, metal, glass, cement/concrete, plaster board, hard plastics, etc.) and automotive (cars, coaches, caravans, marine, trains, etc.)

HOW TO APPLY

- a) Surfaces must be clean, dry & free from grease and detergents.
- b) Mask adjacent surfaces for neat application.
- c) Cut tip of cartridge, cut nozzle to desired size at 45° angle, attach to cartridge, and place in caulking gun.
- d) Apply sealant in continuous, steady flow. Push sealant ahead of nozzle contacting both sides of joint so it is completely filled.
- e) Smoothen the sealant surface immediately after application before skin forms. Use spatula dipped in mild detergent. Remove masking tape before sealant skins. Excess sealant should be removed immediately with clean cloth dampened in mineral turpentine.

TECHNICAL INFORMATION

PROPERTIES	STANDARD
Density	1.55-1.7 gm/cc
Elongation (%)	250-500
Depth curing	1-3 mm/day

SHELF LIFE

12 months in unopened packaging in a dry and cool storage place, at temperatures between +5°C and +25°C

PACKAGING

290 ml Plastic Cartridge



RESIPRO NAIL SAVER

Instant Grab Sealant

RESIPRO NAIL SAVER is an instant grab adhesive with gap-filling properties. It is easy to apply, non-slump, paintable and gives a strong bonds to that sticks well with variety of materials. Suitable for interior and exterior use. A truly multi-purpose building adhesive that can replace mechanical fixings in a variety of daily applications.

FEATURES

1. Good bonding
2. High break away load
3. Instant grab
4. Adheres most of the building material

APPLICATION AREAS

Ideal for fixing skirting boards, door surrounds, door frames, window sides, all types of cladding, wall patterns, decorative wall boards, metal carpet edges, automotive trims and much more. Adheres to brick, timber, stone, concrete, ceramics, metal, some plastics, marble and brick veneer.

HOW TO APPLY

- a) Surfaces must be clean, dry & free from grease and detergents.
- b) Mask adjacent surfaces for neat application.
- c) Cut tip of cartridge, cut nozzle to desired size at 45° angle, attach to cartridge, and place in caulking gun.
- d) Apply sealant in continuous, steady flow. Push sealant ahead of nozzle contacting both sides of joint so it is completely filled
- e) Smoothen sealant surface immediately after application before skin forms. Use spatula dipped in mild detergent. Remove masking tape before sealant skins. Excess sealant should be removed immediately with clean cloth dampened in mineral turpentine.

TECHNICAL INFORMATION

PROPERTIES	STANDARD
Physical State	Viscous paste
Appearance	Opaque
Density	1.2 - 1.3 gm/cc

SHELF LIFE

12 months in unopened packaging in a dry and cool storage place, at temperatures between +5°C and +25°C

PACKAGING

290 ml Cartridge



RESIPRO ACRYLIC SEALANT

Neutral cure
Silicone Sealant

RESIPRO ACRYLIC SEALANT is an acrylic emulsion based, ready to use, one component sealant for sealing building joints and this can be paintable.

FEATURES

1. Good bonding
2. Excellent elongation
3. Adheres most of the building material

APPLICATION AREAS

Resipro acrylic sealant is suitable for fixing ceramic tiles, wooden mouldings, etc. on vertical surfaces. Also ideal for use with glass, Gypsum wall boards, cured cement, plaster and timber boards. It is highly flexible, rapid set and non-slumping.

HOW TO APPLY

- a) Surfaces must be clean, dry & free from grease and detergents.
- b) Mask adjacent surfaces for neat application.
- c) Cut tip of cartridge, cut nozzle to desired size at 45° angle, attach to cartridge, and place in caulking gun.
- d) Apply sealant in continuous, steady flow. Push sealant ahead of nozzle contacting both sides of joint so it is completely filled
- e) Smoothen sealant surface immediately after application before skin forms. Use spatula dipped in mild detergent. Remove masking tape before the sealant skins. Excess sealant should be removed immediately with clean cloth dampened in the mineral turpentine.

TECHNICAL INFORMATION

PROPERTIES	STANDARD
Density	1.13 - 1.20 gm/cc
Elongation (%)	500 - 800
Drying time 120µ	2-5 min/sec

SHELF LIFE

12 months in unopened packaging in a dry and cool storage place, at temperatures between +5°C and +25°C

PACKAGING

300 ml Plastic Cartridge





CLEAR COATS

TRUBUILD WRP 777

Water Repellent

TRUBUILD WRP 777 (WATER REPELLENT) is silane based non-flammable water soluble solution designed to incorporate water repellence to varied surface like sand stone, marble, concrete, exposed bricks and terracotta tiles. It is used for water proofing of most of the construction surfaces as it penetrates deeply in the surface and provides excellent water repellence without changing appearance/colour of the substrate

Meets the requirement of IS: 12027: 1987.

FEATURES

1. Ready-to-use
2. Maintains the natural look of surface, as it is transparent
3. Reduces chance of developing fungus & algae
4. Repels and stops water from entering into the surface
5. Can be directly applied by a brush or spray

APPLICATION AREAS

1. Can be used as a sealer for sandstone, concrete & marble surfaces
2. A sealer for wood to reduce the consumption of paint and clear lacquer
3. To waterproof plasters, screeds and absorbant surfaces

HOW TO APPLY

- a) Surface to be treated should be dry and free from all dirt, oil, debris and all other contamination which could prevent penetration.
- b) Apply 1st coat of Trubuild WRP 777 by brush and left the same to dry for next 24 hrs.
- c) Apply 2nd coat wet on wet to improve the penetration and performance and again leave the same to dry for next 24 hrs.

MIXING RATIO

Water can be added but it will reduce its effectiveness.



TECHNICAL INFORMATION

PROPERTIES	RESULTS
Physical State	Low Viscous
Appearance	Transparent
Specific gravity	1.01 ± 0.01 gm/cc
Colour	Colorless

COVERAGE

- On porous substrate: 5-6 Sq. meter/litre/coat
- On low porous substrate: 7-8 Sq. meter /litre/Coat

NOTE-Coverage depends on the porosity of the surface

SHELF LIFE

24 months (Storage Temp 2-40°C)

PACKAGING

1 L | 5 L | 20 L

TRUBUILD WTS 888

Water Thinnable Sealer

TRUBUILD WTS 888 is a single-component water thinnable polymeric liquid for sealing porosity of concrete, sand stone, bricks and other porous substrates with great elongation properties.

FEATURES

1. Water dilutable
2. Bonds strong to several substrates such as RCC, stones, bricks, plasters & wood, etc.
3. Very good for waterproofing coating
4. Can be used as primer and reduces consumption of paint
5. Excellent sealing property
6. Non-toxic
7. UV stable
8. Transparent after curing

APPLICATION AREAS

1. Used as a sealer of plaster, bricks, stones, concrete & woods
2. Protection of concrete against corrosion and efflorescence
3. Can be used in exterior walls as sealer
4. Waterproofing of terraces, roofs & exterior walls
5. Can be used above paint for glass & waterproofing

HOW TO APPLY

Remove the loose materials, debris, then directly apply 1st coat horizontally. After drying, apply 2nd coat vertically by brush. Check the performance of the product by applying on small patch before going for final coating.

MIXING RATIO

Water can be added as per the gloss requirement on substrate or directly applied for high performance.



TECHNICAL INFORMATION

PROPERTIES	RESULTS
Physical State	Low Viscous liquid
Appearance	Milky White
Viscosity	18-23
WFT*	Min. 50μ / 2 coats
DFT*	Min. 40μ / 2 coats

*Note: Depends upon the porosity of the substrate.

COVERAGE

85-100sq.ft/kg per coat.
(depends upon the porosity of the surface)

SHELF LIFE

24 months if stored in an original sealed pack.
(Store Temp 2°C- 40°C)

PACKAGING

1L | 5L



EPOXY COATINGS

TRUBUILD TCSR 555

Two Component Concrete Structural Repair

TRUBUILD TCSR 555 is a two part solvent free high performance epoxy system for repairing of cracks, damaged concrete, old concrete to new concrete, bonding & grouting system, which can also be used as a waterproof coating as well.

FEATURES

1. Excellent bonding agent
2. Easy application
3. Excellent adhesion to most of the building materials
4. Low shrinkage
5. High strength is achieved
6. Good porosity sealer
7. Low viscosity
8. Food grade – CFTRI CERTIFIED

APPLICATION AREAS

1. It acts as bonding agent between old concrete to new concrete
2. It is used for filling the cracks, joints, etc.
3. It is used to repair column, beam & other cementitious substrates
4. Waterproofing of terrace, roofs, podiums & terrace gardens
5. Can be used in core cut filling & other grouting system

HOW TO APPLY

Remove the loose materials & debris, then mix resin & hardener with above mentioned ratio and apply 1st coat horizontally. After drying, apply 2nd coat vertically followed by sprinkling the sand and leave it to dry.

Don't mix all the material same time in same pot. Take small quantity to avoid exothermic reaction.

MIXING RATIO

Resin : Hardener :: 100:50 (By weight)



TECHNICAL INFORMATION

PROPERTIES	RESULTS
Physical State	Low Viscous Liquid
Appearance	Transparent
Shore D	60-65
Lap Shear after 24 Hr	70-100 kg/cm ²

COVERAGE

15-20sq.ft/kg for 2 coats.

SHELF LIFE

24 months if stored in an original sealed pack.

PACKAGING

300gm | 1.5kg | 7.5kg



GROUTS

TRUBUILD NON SHRINK GROUT-HS

High Strength Polymeric
Cementitious Grout

TRUBUILD NON SHRINK GROUT-HS is a single component cementitious polymeric grout which can withstand static & dynamic load.

FEATURES

1. Different consistency can be obtained by adding different volume of water
2. Non-shrink
3. Good flow
4. Non-corrosive
5. Ultimate high strength
6. Extended working time

APPLICATION AREAS

1. Base plate of machine, pumps, concrete anchoring
2. In Repairing of concrete joints
3. Repairing work of RCC roads & concrete patches
4. Core cut filling

HOW TO APPLY

Remove the loose material, debris, dust then soak it with water then mix the powder with water as per the required consistency then grout as per requirement.

MIXING RATIO

20 kg Powder + water :: 3.2-3.8 ltrs water for flowable consistency.

20 kg Powder + water :: 2.8-3.2 ltrs for pourable consistency.

20 kg Powder + water :: 2.4-2.7 ltrs for stiff consistency.



TECHNICAL INFORMATION

PROPERTIES	RESULTS
Color	Grey
Curing time	24 hours
Compressive Strength after 3 days	45 N/mm ²
Compressive Strength after 7 days	50 N/mm ²
Compressive Strength after 28 days	75 N/mm ²

COVERAGE

Depends upon the groove depth and width.
(sample can be done for closer measurement)

SHELF LIFE

12 months. (Store Temp 2°C - 40°C)

PACKAGING

20 kg bag



OTHERS

TRUBUILD MRA 444

Mould Release Agent

TRUBUILD MRA-444 is ready to use single component oil based mix, which is used for release agent of moulds or shuttering. It will be used on moulds and framework made of various substrate like wood, steel, plywood etc.

Meets the requirement of IS-1448:(P:32, P:16, P:56, P:25) & ASTM D 2896



APPLICATION AREAS

1. It is a ready to use low viscous oil with excellent release properties
2. It can be used on moulds and frameworks made from various substrates like wood, steel, plywood, plastic, etc.

HOW TO APPLY

- a) Rusted moulds and frameworks should be cleaned properly before use with the help of emery paper or wire brush followed by cleaning through wet cotton cloth to remove dust & dirt.
- b) Now apply one coat on the mould or frame work by spray or with the help of brush or roller and allow it to dry completely before casting of concrete. For better finish of concrete two coats are recommended on wood or plywood shuttering. Excess usage of Trubuild MRA-444 should be avoided as it gives imperfect concrete finish

COVERAGE

1. 8-12 m²/lit/coat (timber)
2. 12-15 m²/lit/coat (Metal & plastic)

TECHNICAL INFORMATION

PROPERTIES	STANDARD
Physical State	Liquid
Appearance	Transparent
Specific Gravity	0.81-0.87

SHELF LIFE

24 Months

PACKAGING

1 L, 5 L & 20 L

TRUBUILD ILP 651

Instant Plugging of Water Leakages

TRUBUILD ILP-651 is a single component cementitious ready to use fast setting mortar for plugging water leakages. It is specially designed cement mix with several additives which sets rapidly when mixed with water. It is also used as a mortar for instant repair of leakages in concrete/masonry structures in combination with water.

FEATURES

1. Ready to use cement mix and can be applied by hand
2. Sets rapidly only in presence of water
3. Instant setting and strength development prevents washing away of mortar by running water
4. Very effective in wet cracks sealing in concrete and masonry surfaces
5. Nontoxic and Chloride free

APPLICATION AREAS

It is used in tanks, basements, pits, dams, tunnels or ducts & other water retaining structures. It is also used as a mortar for fixing nozzles and grouting.

HOW TO APPLY

Surface Preparation

1. Open crack mechanically with the help of chisel or scrapper to make V shape groove
2. The surface should be cleaned and freed from unsound material, loose plaster, & moss with the help of wire brush

Application

1. First identify the exact source of leakage and close the same with finger, hand or any other object
2. Takeout required quantity of Trubuild ILP-651 and now mix water about 30% of the material and make a stiff consistency and applied within 1 min by hand or trowel at the required area with pressure
3. Pressure should be hold for next 4-5 min for perfect setting



TECHNICAL INFORMATION

PROPERTIES	STANDARD
Appearance	Free flowing Cementitious Powder
Colour	Grey
Setting Time (Min)	Approx. 2 - 5 minutes at 25°C

SHELF LIFE

12 months in unopened packaging in a strictly dry and cool storage place.

PACKAGING

1 kg box

TRUBUILD WPC 666

Waterproofing Compound

TRUBUILD WPC 666 (Waterproofing compound) is a single component elastomeric Acrylic based exterior protective coating to be applied over exterior surface of walls, sloppy roofs, corrugated sheets to prevent entry of water and moisture from the surface

FEATURES

1. Acrylic emulsion with water proofing applications.
2. Elastomeric membrane coating with UV resistance property
3. High elongation properties than paints
4. Upon drying forms, a thick, seamless, durable coating thus offering ultimate water proofing
5. Maximum 30% water can be added as a primer coat in Trubuild WPC which reduces the consumption of material further and seals the pores

APPLICATION AREAS

1. Can be applied as coating on external facades or masonry wall
2. Can be applied on corrugated sheet, stone walls, asbestos, sloppy roofs etc.

HOW TO APPLY

Remove the loose materials, oil, dirt, debris from the substrate. Fill all the existing cracks up to 5 mm by making "v" groove and then filling it with crack filler paste (CFP 425). For cracks larger than 5mm use polymer modified mortar making with WPL 333. Before application of WPC 666 on the substrate, it is to be ensured that the surface should be in a saturated dry condition. For filling the pores on the surface mix the WPC 666 with water as specified, then apply it as a primer coat. The coverage of primer coat will be approx. 80-90 sq.ft per kg depending upon the substrate condition. After drying of primer coat apply 1st coat of WPC 666 horizontally without any dilution. Allow the first coat to dry for min. 5-6 hours then apply 2nd coat vertically without dilution.



TECHNICAL INFORMATION

PROPERTIES	RESULTS
Physical State	Low Viscous liquid
Appearance	Opaque
Curing time	7-10 days
Coverage	7-8 mtr/kg (Brush application, single coat)

SHELF LIFE

18 months from the date of manufacturing.

PACKAGING

250 gm, 500 gm, 1 kg, 5 kg & 20 kg



TRU PROTECTION

FOR YOUR
ULTIMATE CREATION

Integral

Repair &
WP Polymers

Crack Filling

Terrace &
Wall Coatings

Polyurethane

2K Cementitious

Tile Grouts

Tile Adhesives

Sealants

Clearcoats

Epoxy Coatings

Mortars





RESINOVA CHEMIE LIMITED

Head Office:

207/1, Astral House, B/H
Rajpath Club, Off. S.G. Highway,
Ahmedabad-380059, Gujarat
+91-79-66212000

Corporate Office:

Office No. 9A, 9th Floor,
Krishna Tower, 15/63, Civil
Lines, Kanpur-208021, UP
+91-512-6670400/2331646

Mumbai Office:

C 419, 215 Atrium, Andheri -
Kurla Road, Andheri (East),
Mumbai-400059, MH
+91-9167216887

✉ customercare@resinova.com